



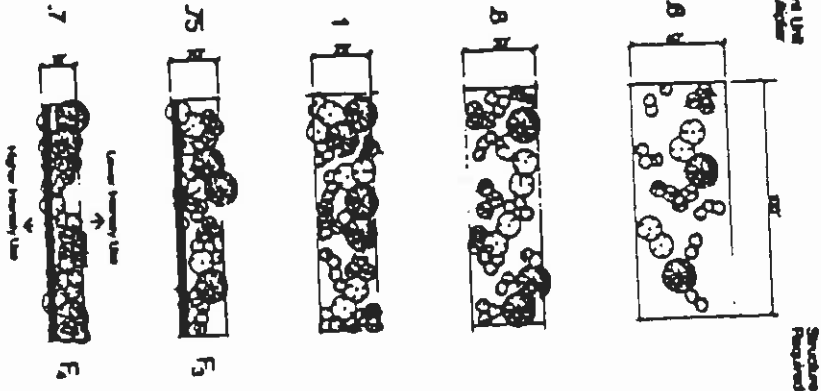
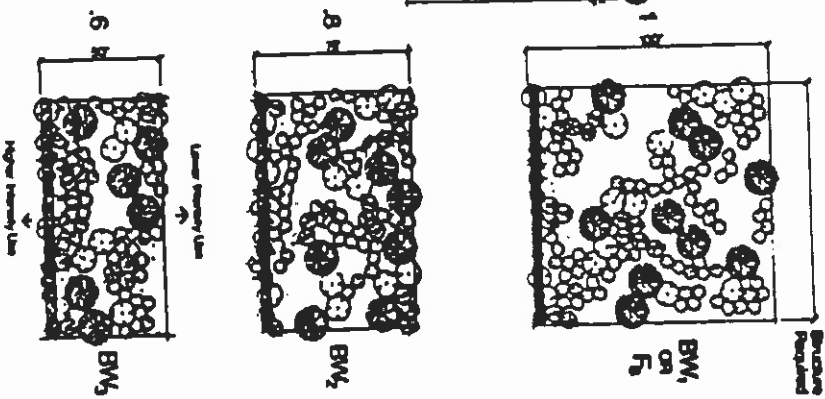
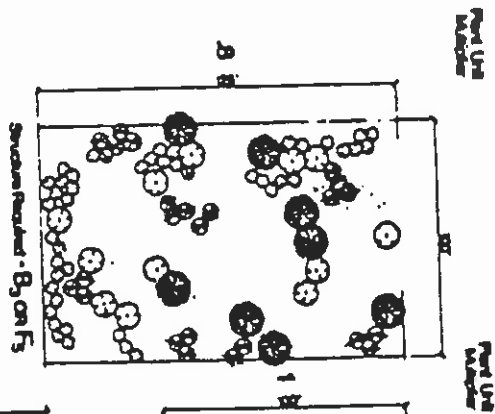


- REQUIRED PLANT UNITS / 100'**
- 4 Canopy Trees 
 - 8 Understory Trees 
 - 24 Shrubs 
 - 12 Emergent/Outlets 



BUFFERYARD G



BUFFERYARD K

Plant Unit
Number



USED PLANT UNITS / 00
Canopy Trees 1
Understory Trees 1
Shrubs 0
Empress/Corals 0

BUFFERYARD D

Plant Unit
Number



REQUIRED PLANT UNITS / 00
3 Canopy Trees
6 Understory Trees
0 Shrubs
Empress/Corals 0

BUFFERYARD E

Plant Unit
Number



REQUIRED PLANT UNITS / 00
8 Canopy Trees
10 Understory Trees
18 Shrubs
Empress/Corals 0

BUFFERYARD F

Structure
Required

Adjacent Existing Landuse

ZONES	R1	R2	R3	CBD	GBD	A1/A2	M1	M2
R1	☒	☒	D	D	E	D	G	K
R2	☒	☒	D	D	E	D	G	K
R3	D	D	D	☒	E	D	G	K
CBD	D	D	☒	☒	☒	D	D	F
GBD	E	E	E	☒	☒	D	D	F
A1/A2	D	D	D	D	D	☒	E	F
M1	G	G	G	D	D	E	☒	☒
M2	K	K	K	F	F	F	☒	☒

Required
Buffer Zones

Proposed Landuse

NO BUFFER REQUIRED

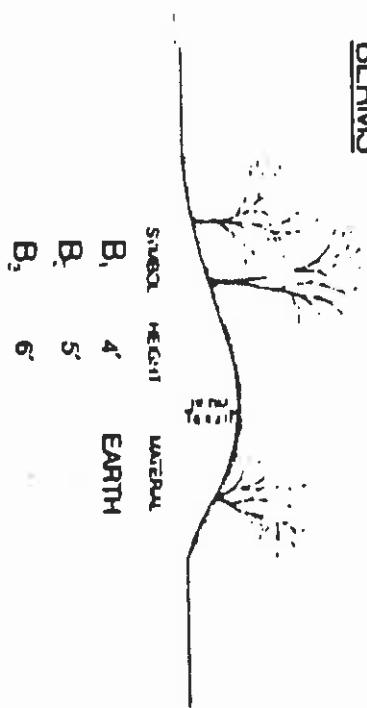
5-14-10: TABLE AND ILLUSTRATIONS: See following pages for Table and Illustrations applicable to this Chapter. (10-21-86)

FENCES

SYMBOL	HEIGHT	MATERIAL
F ₁	44"	Wood Posts
F ₂	48"	Wood Pals
F ₃	6'	Wood Slatings
F ₄	8'	Masonry Wall (Round Concrete, Curved Block, Bricks, etc.)

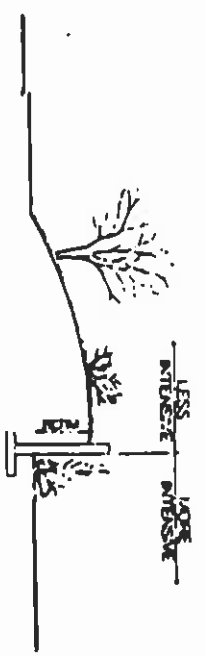
(10-21-86)

BERMS



5-14-10

BERM WALLS



SYMBOL	HEIGHT
BW ₁	4' BERM w/ 6' MASONRY WALL 1:1
BW ₂	5' BERM w/ 7' MASONRY WALL
BW ₃	6' BERM w/ 8' MASONRY WALL

5-14-10